

MOZZIE ROLL UP RETRACTABLE BANNER STAND

RETRACTABLE BANNER STANDS
PRODUCT CODE: MZRUP



On frame



Travel Bag

PRODUCT DESCRIPTION

The Mozzie Roll Up is our new Economy roll up. Its slim base with 2 swivel feet add to the fact that it's very lightweight. Graphics attach by clamp bar on top and by double stick tape on bottom. Base is finished in anodized aluminum and black plastic end plates.

DISPLAY DIMENSION	33.5" W x 80" H x 12" D
GRAPHIC DIMENSIONS	33.5" W x 80" H

GRAPHIC MATERIAL

Super Flat Vinyl

GRAPHIC FINISHING

5" Bleed at the bottom

DISPLAY CONSTRUCTION

Sturdy Aluminum Construction

SHIPPING WEIGHTS & DIMENSIONS

SINGLE BOX - 1 Unit	
Shipping Weight	6 lbs (stand only) 7 lbs (frame and graphic)
Shipping Dimensions	36" H x 5" W x 5" D

MASTER BOX - 6 Units	
Shipping Weight	35 lbs (stand only) 45 lbs (frame and graphic)
Shipping Dimensions	36" H x 12.5" W x 9" D

LARGE QUANTITY FREIGHT

Master Box - Freight Shipping	28 boxes per 48" L x 40" W x 69" H skids
Master Box - Freight Weight	980 lbs (frame only) 1,260 lbs (frame & graphic)

GRAPHIC TURN AROUND TIME

1 business days after proof approval

AVAILABLE ACCESSORIES

LED Clamp Light (110 Volts)	Clamp Light (35 Watts)
AVAILABILITY	CA and PA



LED Clamp Light (Optional)



Clamp Light (Optional)

Note: Graphics aren't interchangeable

MOZZIE ROLL UP RETRACTABLE BANNER STAND

RETRACTABLE BANNER STANDS

PRODUCT CODE: MZRUP


PARTS LIST



Qty 1 - Mozzie Roll Up Stand



Qty 1 - Clamp Bar



Qty 1 - Support Pole



Qty 1 - Travel Bag

MOZZIE ROLL UP RETRACTABLE BANNER STAND

RETRACTABLE BANNER STANDS


PRODUCT CODE: MZRUP

SET UP INSTRUCTIONS

Unfold Feet




a. Remove Mozzie Roll Up out of bag.




b. Twist the feet.

Install Telescopic Pole



a. Assemble telescopic pole.



b. Insert telescopic pole into hole of the base stand.

Pull Up Banner



a. Pull banner out of base.



b. Attach telescopic pole to the clamp bar.



c. Complete stand.