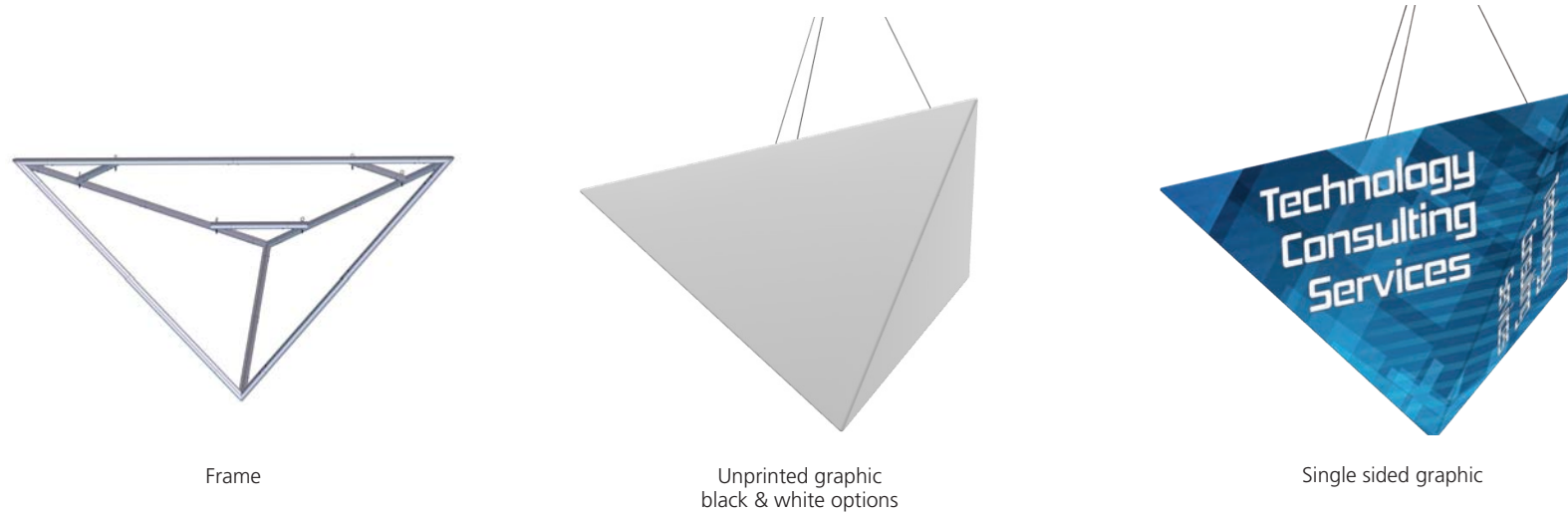


# Three Sided Pyramid Hanging Structures

## PYR

Three Sided Pyramid tension fabric hanging structures are made in the USA and are of the utmost quality and durability. State-of-the-art zipper pillowcase dye-sublimated stretch fabric coverings are combined with advanced, lightweight aluminum structures to provide unique design, functionality, and style. Hanging structures are offered in a wide variety of shapes and sizes. Stretch fabric graphics are hand-sewn, durable and dry-cleanable.



Frame

Unprinted graphic  
black & white options


Single sided graphic



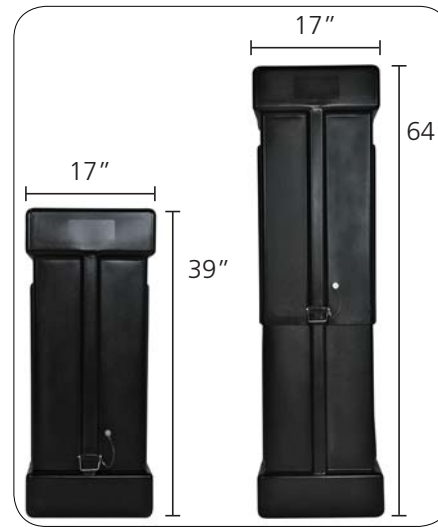
30mm tube push-button connector



50mm tube spigot connector



Hanging Structure standard box



OCE Expandable Display Case -  
Available as an upgrade

## features and benefits:

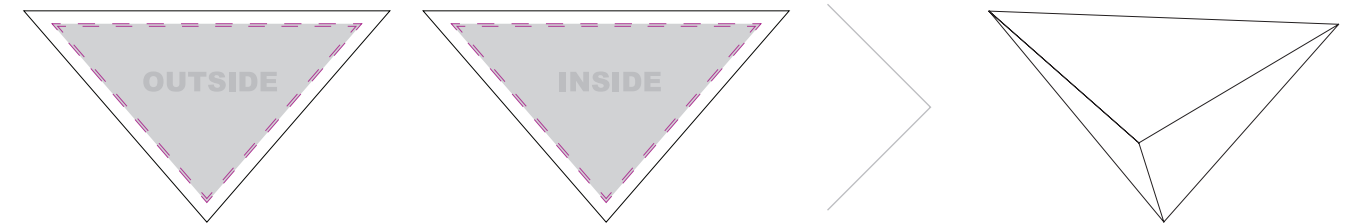
- Three sided pyramid hanging structures come in 10', 12', 16', & 20' width configurations at varying heights of 5', 6', 8' & 10'
- Shapes 12' width and under are constructed with 30mm (1<sup>1/8</sup>") tubes and push-button connectors for simple assembly
- Shapes 16' width and over are constructed with 50mm (2") tubes and internal expanding spigot connectors for unmatched structural integrity
- Engineer certified (structural engineer certificate available upon request)
- Zippered pillowcase fabric graphic options include: unprinted (white and black) and single-sided (outer panel printed only).
- All pillowcase graphics come standard with opaque liner
- Comes standard with hanging hardware, bags and heavy-duty shipping and storage box(es)
- OCE Expandable rugged molded shipping cases available as an upgrade
- Collapses to a fraction of its size
- Easy to store and ship
- Quick to set up

## dimensions:

Hardware can be found on page 2

Graphic dimensions can be found in the graphic templates, which can be viewed at [www.exhibitors-handbook.com/graphic-templates](http://www.exhibitors-handbook.com/graphic-templates)

Graphic Material:  
Dye-sublimated zipper pillowcase fabric



PYR-10' WIDTH					
HEIGHT	HARDWARE CODE	# OF BOXES OR CASES	UNPRINTED GRAPHIC CODE	SINGLE-SIDED GRAPHIC CODE	OUTER GRAPHIC SPECS
5'	PYR-1005	1	PYR-1005-U	PYR-1005-G	SEE GRAPHIC TEMPLATE
PYR-12' WIDTH					
HEIGHT	HARDWARE CODE	# OF BOXES OR CASES	UNPRINTED GRAPHIC CODE	SINGLE-SIDED GRAPHIC CODE	OUTER GRAPHIC SPECS
6'	PYR-1206	1	PYR-1206-U	PYR-1206-G	SEE GRAPHIC TEMPLATE
PYR-16' WIDTH					
HEIGHT	HARDWARE CODE	# OF BOXES OR CASES	UNPRINTED GRAPHIC CODE	SINGLE-SIDED GRAPHIC CODE	OUTER GRAPHIC SPECS
8'	PYR-1606	2	PYR-1606-U	PYR-1606-G	SEE GRAPHIC TEMPLATE
PYR-20' WIDTH					
HEIGHT	HARDWARE CODE	# OF BOXES OR CASES	UNPRINTED GRAPHIC CODE	SINGLE-SIDED GRAPHIC CODE	OUTER GRAPHIC SPECS
10'	PYR-2002	2	PYR-2002-U	PYR-2002-G	SEE GRAPHIC TEMPLATE

**\*ALL GRAPHIC SIZES NOTED ARE FINISHED SIZES AND DO NOT INCLUDE REQUIRED BLEEDS. REFERENCE GRAPHIC TEMPLATES.**

We are continually improving and modifying our product range and reserve the right to vary the specifications without prior notice. All dimensions and weights quoted are approximate and we accept no responsibility for variance. E&OE. See Graphic Templates for graphic bleed specifications.

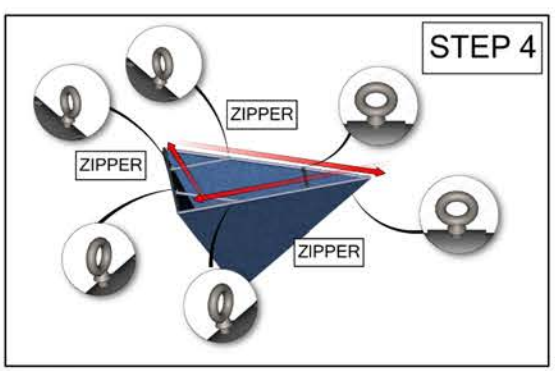
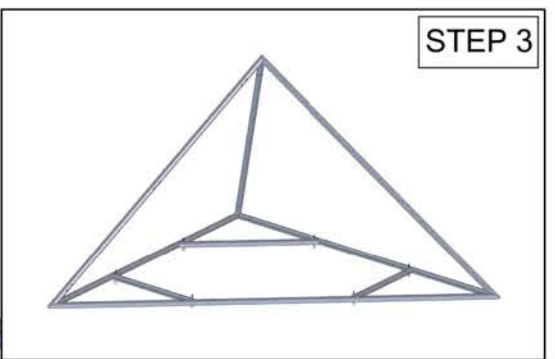
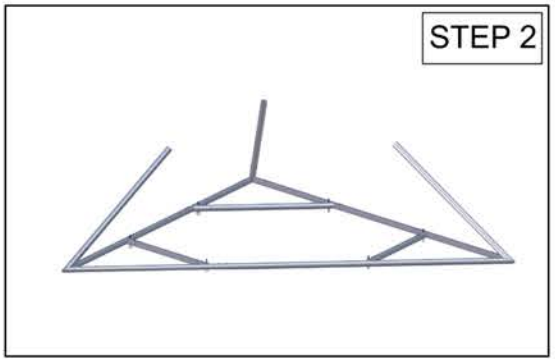
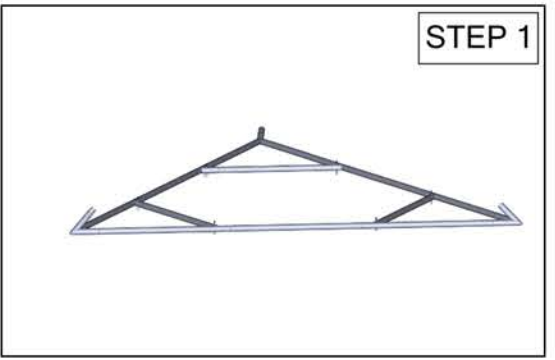
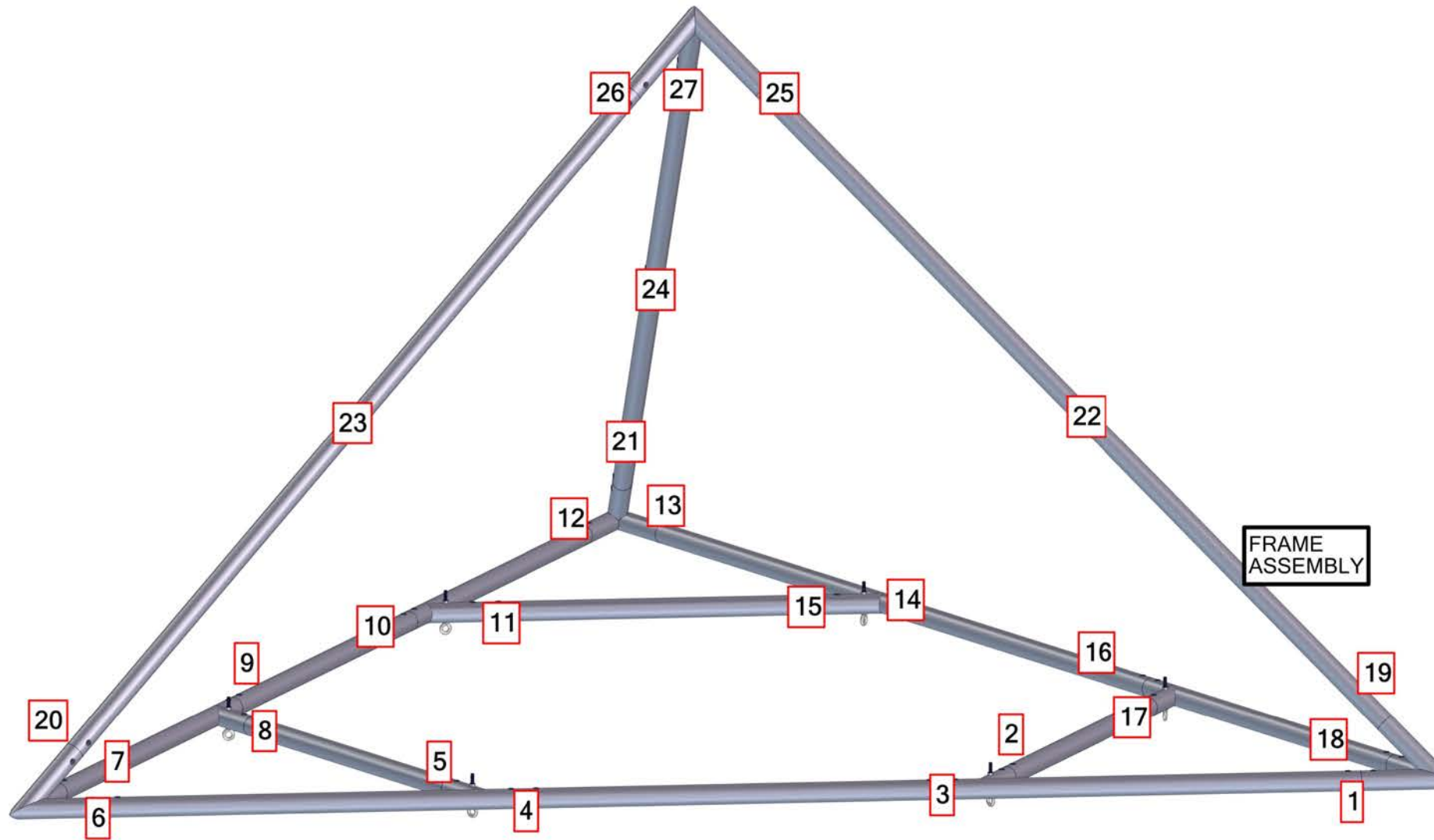
# PYR-1206

**SET UP INSTRUCTIONS:**

1. CONNECT BOTTOM AND TOP TUBES FOLLOWING THE LABELS
2. CONNECT SIDE TUBES
3. CLEAN THE FRAME AND PLACE THEM ON CLEAN PLACE
4. CAREFULLY REMOVE FABRIC COVER FROM BAG
5. PLACE COVER AROUND THE BOTTOM OF THE FRAME
6. PULL COVER CAREFULLY UP TO THE TOP
7. CLOSE ALL ZIPPERS
8. ADJUST FABRIC AROUND THE FRAME
9. CONNECT CABLE HARNESS TO THE EYEBOLTS
10. COMPLETELY TIGHTEN THREADED CONNECTORS

**BREAK DOWN INSTRUCTIONS:**  
REVERSE SET-UP STEPS TO BREAKDOWN FRAME



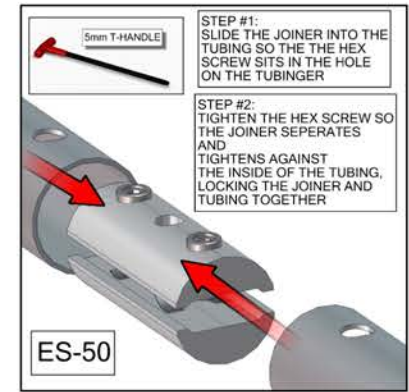
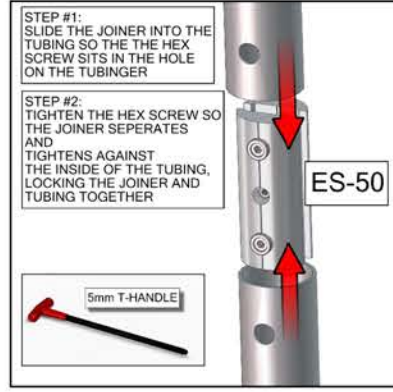
- FABRIC CARE INSTRUCTIONS:**
1. UNZIP COVER ZIPPERS
  2. CAREFULLY REMOVE FABRIC COVER
  3. CLOSE ALL ZIPPERS
  4. FOLD OR ROLL NEATLY
  5. PLACE FABRIC IN COVER BAG



TOTAL WEIGHT: 130.0 (lbs)  
HARDWARE: 44.0 (lbs)  
GRAPHIC: 75.0 (lbs)

NOTE: BUILD FRAME UPSIDE DOWN AS SHOWN.

QTY	CODE	DESCRIPTION
6	EYE BOLT	5/16-18X3.125" PARTIALLY THREADED EYE BOLT FOR 2" TUBING FABRIC STRUCTURES
1	CH-SP6-HD-08	6-CABLE SINGLE POINT HEAVY DUTY HARNESS WITH 96" LENGTHS 1/8" CABLE
27	ES-50	EXPANDING SPIGOT FOR 50MM TUBE
3	PYR-1206-T1	TUBE T2 FOR 12' X 6' THREE SIDED PYRAMID
3	PYR-1206-T6	TUBE T6 FOR 12' X 6' THREE SIDED PYRAMID
6	PYR-1206-T2	TUBE T2 FOR 12' X 6' THREE SIDED PYRAMID
6	PYR-1206-T3	TUBE T3 FOR 12' X 6' THREE SIDED PYRAMID
3	PYR-1206-T4	TUBE T4 FOR 12' X 6' THREE SIDED PYRAMID



Set-up Video