Formulate
10’ Designer Series 13

Formulate 10ft Designer Series 13

(2) Print create one single sided structure
Files @ 50% of actual size

GRAPHIC CODE

FMLT-DS-10-13-G
Inside Top Panel
Total graphic area: 118”w X 51”h
Total visual area: 114”w X 47”h
Inside Bottom Panel
Total graphic area: 118”w X 49.5”h
Total visual area: 114”w X 45.5”h
Left and Right Panel
Total graphic area: 26.5”w X 49”h
Total visual area: 22.5”w X 45”h

Please be sure to include the 2” bleed around the perimeter to compensate for the finishing of the graphics. Do not design any critical elements (text, logos, etc.) within 2” of the edge (see dotted lines).

General Artwork Guidelines
- cmyk color mode
- do not embed images, supply them
- resolution must be 100-120 ppi
- all fonts must be created to outlines

This template was created on: 1.18.2015
This template was modified on: 4.18.2016

overhead view

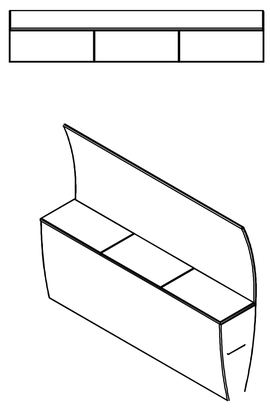

118” width including bleed (Inside Top Panel)

118” width including bleed (Inside Bottom Panel)

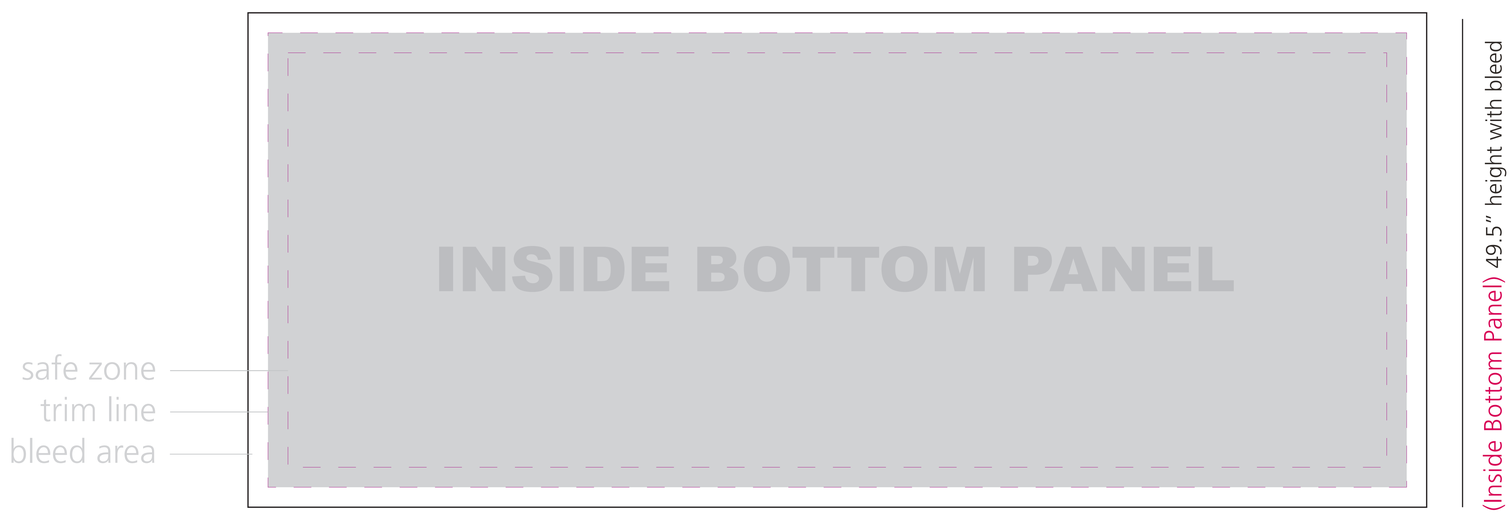

26.5” width including bleed (Left Panel)

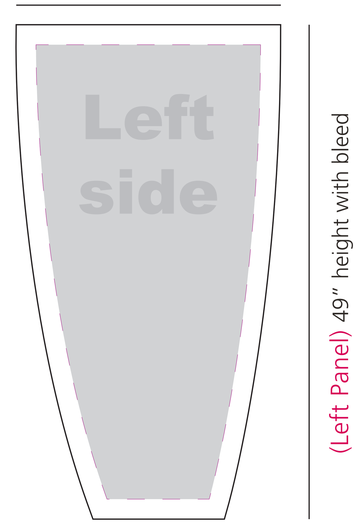
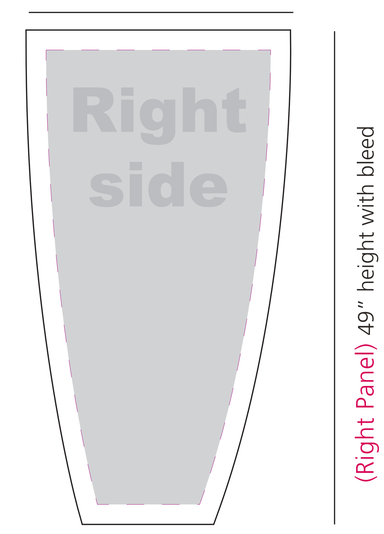
26.5” width including bleed (Right Panel)