37.75” height

BS
OR-G-AS1-A

bleed area
trim line

BS
OR-G-AS1-B

BS
OR-G-AS1-C

BS
OR-G-AS1-D

gray area will
be obstructed
once finished
and mounted

84.25” width

83.75” height

Atlas
20’ x 20’ Truss System
Dye Sub Printed

TEMPLATE IS @ 1/2 SCALE
Panels AS1-A, AS1-B, AS1-C and AS1-D:
Total Graphic Area: 78.75”w x 41.75”h
Finished Size: 74.75”w x 37.75”h
Visual Size: 72.75”w x 35.75”h

Panels AS2-A , AS2-B, AS2-C, AS2-D:
Total Graphic Area: 88.25”w x 87.75”h
Finished Size: 84.25”w x 83.75”h
Visual Size: 84.25”w x 83.75”

Panels AS3-A, AS3-B, AS3-C, AS3-D:
Total Graphic Area: 78.75”w x 87.75”h
Finished Size: 74.75”w x 83.75”h
Visual Size: 74.75”w x 83.75”

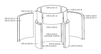

Panels AS1-E and AS1-F:
Total Graphic Area: 94.5”w x 87.75”h
Finished Size: 90.5”w x 83.75”h
Visual Size: 90.5”w x 83.75”h

Panels AS2-E and AS2-F:
Total Graphic Area: 84.75”w x 87.75”h
Finished Size: 80.75”w x 83.75”h
Visual Size: 80.75”w x 83.75”h

Template requires 1” bleed around the perimeter (2” around the perimeter when scaled to 200% and printed)

FS = Graphic is front side mounted
(3/4” w velcro is applied to the back of the panel)
BS = Graphic is back side mounted
(3/4”w velcro is applied to the front of the panel)
Notching = 7/8” square that is cut into the appropriate location.
Hinging= 3/4” strip of material that is created by notching the graphic. Allows two graphics to share the same extrusion corner.

General Art Guidelines:

- CMYK Color Mode
- All Solid Coated Pantone colors should be called out in the art as spot colors
- Embed all images and support files
- Resolution must be 200-240 ppi @ 1/2 size, 100-120ppi @ 100% size
- All fonts must be created to outlines
- Do not scale artboard
- Background color/images must bleed to the edge of artboard
- Do not use spot colors from template in your artwork as they will not print

FS
OR-G-AS2-B
Notched 7/8" Top Left and Right Corners

84.25” width

FS
OR-G-AS2-C
Notched 7/8" Top Left and Right Corners

84.25” width

FS
OR-G-AS2-D
Notched 7/8" Top Left and Right Corners

space between graphic
panels: approx. 4.5”

space between graphic
panels: approx. 4.5”

74.75” width

83.75” height

FS
OR-G-AS3-D

74.75” width

FS
OR-G-AS3-C

74.75” width

FS
OR-G-AS3-B

space between graphic
panels: approx. 4.5”

space between graphic
panels: approx. 4.5”

90.5” width

FS
OR-G-AS1-E

80.75” width

FS
OR-G-AS2-E
Notched 6.25"w x .875”h at Top Edge On Center

83.75” height

90.5” width

FS
OR-G-AS1-F

bleed area
trim line

80.75” width

FS
OR-G-AS2-F
Notched 6.25"w x .875”h at Top Edge On Center

BS

OR-G-AS1-A

bleed area

trim line

BS

OR-G-AS1-B

BS

OR-G-AS1-C

BS

OR-G-AS1-D

gray area will
be obstructed
once finished
and mounted

Atlas
20’ x 20’ Truss System
Dye Sub Printed

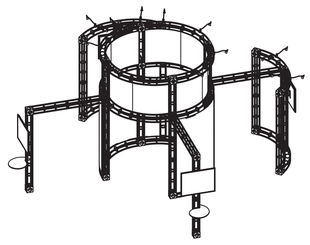

TEMPLATE IS @ 1/2 SCALE
Panels AS1-A, AS1-B, AS1-C and AS1-D:
Total Graphic Area: 78.75”w x 41.75”h
Finished Size: 74.75”w x 37.75”h
Visual Size: 72.75”w x 35.75”h

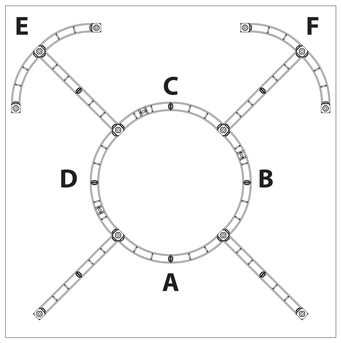

Panels AS2-A , AS2-B, AS2-C, AS2-D:
Total Graphic Area: 88.25”w x 87.75”h
Finished Size: 84.25”w x 83.75”h
Visual Size: 84.25”w x 83.75”

Panels AS3-A, AS3-B, AS3-C, AS3-D:
Total Graphic Area: 78.75”w x 87.75”h
Finished Size: 74.75”w x 83.75”h
Visual Size: 74.75”w x 83.75”

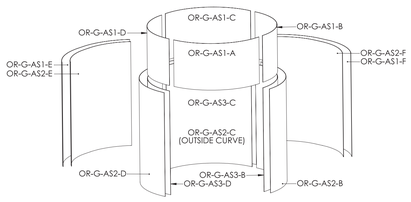

Panels AS1-E and AS1-F:
Total Graphic Area: 94.5”w x 87.75”h
Finished Size: 90.5”w x 83.75”h
Visual Size: 90.5”w x 83.75”h

Panels AS2-E and AS2-F:
Total Graphic Area: 84.75”w x 87.75”h
Finished Size: 80.75”w x 83.75”h
Visual Size: 80.75”w x 83.75”h

Template requires 1” bleed around the perimeter (2” around the perimeter when scaled to 200% and printed)

FS = Graphic is front side mounted (3/4“ w velcro is applied to the back of the panel)
BS = Graphic is back side mounted (3/4“w velcro is applied to the front of the panel)
Notching = 7/8” square that is cut into the appropriate location.
Hinging= 3/4” strip of material that is created by notching the graphic. Allows two graphics to share the same extrusion corner.

FS
OR-G-AS2-B
Notched 7/8" Top Left and Right Corners

General Art Guidelines:

- CMYK Color Mode
- All Solid Coated Pantone colors should be called out in the art as spot colors
- Embed all images and support files
- Resolution must be 200-240 ppi @ 1/2 size, 100-120ppi @ 100% size
- All fonts must be created to outlines
- Do not scale artboard
- Background color/images must bleed to the edge of artboard
- Do not use spot colors from template in your artwork as they will not print

FS

OR-G-AS2-C

Notched 7/8" Top Left and Right Corners

FS

OR-G-AS2-D

Notched 7/8" Top Left and Right Corners

FS

OR-G-AS3-D

FS

OR-G-AS3-C

FS

OR-G-AS3-B

FS

OR-G-AS1-E

bleed area

FS

OR-G-AS2-E

Notched 6.25"w x .875”h at Top Edge On Center

FS

OR-G-AS1-F

bleed area
trim line

FS

OR-G-AS2-F

Notched 6.25"w x .875”h at Top Edge On Center