Hanging
Tiered Flat Ring 16’

TIERED FLAT RING

(3) Prints create one single sided structure
(6) Prints create one double sided structure
Graphic @ 25% size

GRAPHIC CODES

TIER-FLT-RING-16-G - Single sided
Single sided flat rings have bottom printed only
TOP LARGE RING:
Total graphic area: 202”w X 202”h
Total visual area: 192”w X 192”h
MIDDLE MEDIUM RING:
Total graphic area: 178”w X 178”h
Total visual area: 168”w X 168”h
BOTTOM SMALL RING:
Total graphic area: 154”w X 154”h
Total visual area: 144”w X 144”h
Please note that each structure will be finished in a circular shape.

TIER-FLT-RING-14-GDBL - Double sided
Bottom dimensions for Tiered Ring
TOP LARGE RING:
Total graphic area: 202”w X 202”h
Total visual area: 192”w X 192”h
MIDDLE MEDIUM RING:
Total graphic area: 178”w X 178”h
Total visual area: 168”w X 168”h
BOTTOM SMALL RING:
Total graphic area: 154”w X 154”h
Total visual area: 144”w X 144”h
Top dimensions for Tiered Ring
TOP LARGE RING:
Total graphic area: 202”w X 202”h
Total visual area: 192”w X 192”h
MIDDLE MEDIUM RING:
Total graphic area: 178”w X 178”h
Total visual area: 168”w X 168”h
BOTTOM SMALL RING:
Total graphic area: 154”w X 154”h
Total visual area: 144”w X 144”h

We recommend that the top printed graphic be created as either a solid color or pattern for better finishing.

Please be sure to include the 5” bleed around the perimeter to compensate for the finishing of the graphics. Do not design any critical elements (text, logos, etc.) within 1” of the edge (see dotted lines).

General Artwork Guidelines
- cmyk color mode
- do not embed images, supply them
- resolution must be 100-120 ppi
- all fonts must be created to outlines

This template was created on: 12.23.2015
This template was modified on: 1.15.2016

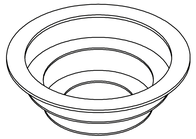

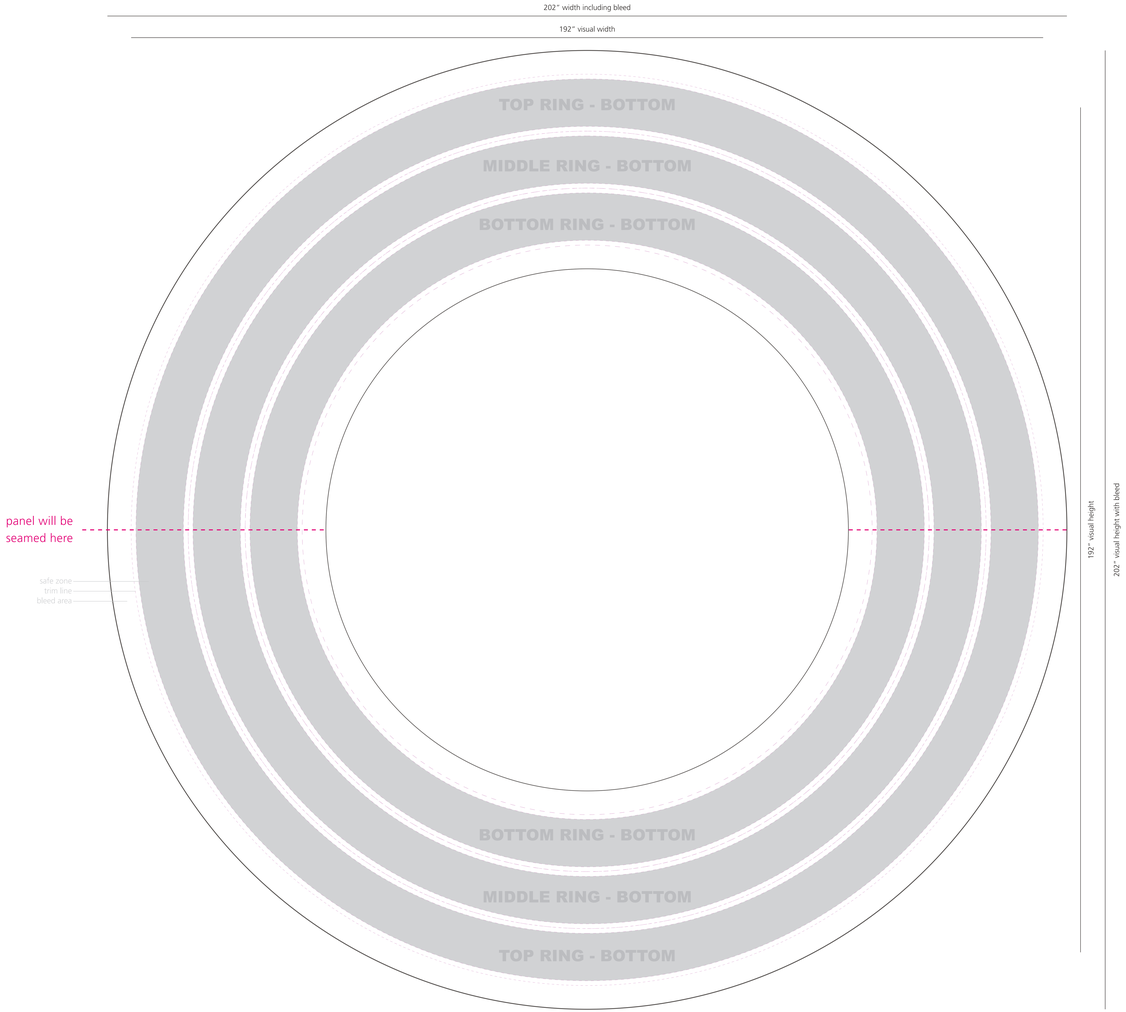

Design on all 3 sizes above if ordering TIER-FLT-RING-16-G

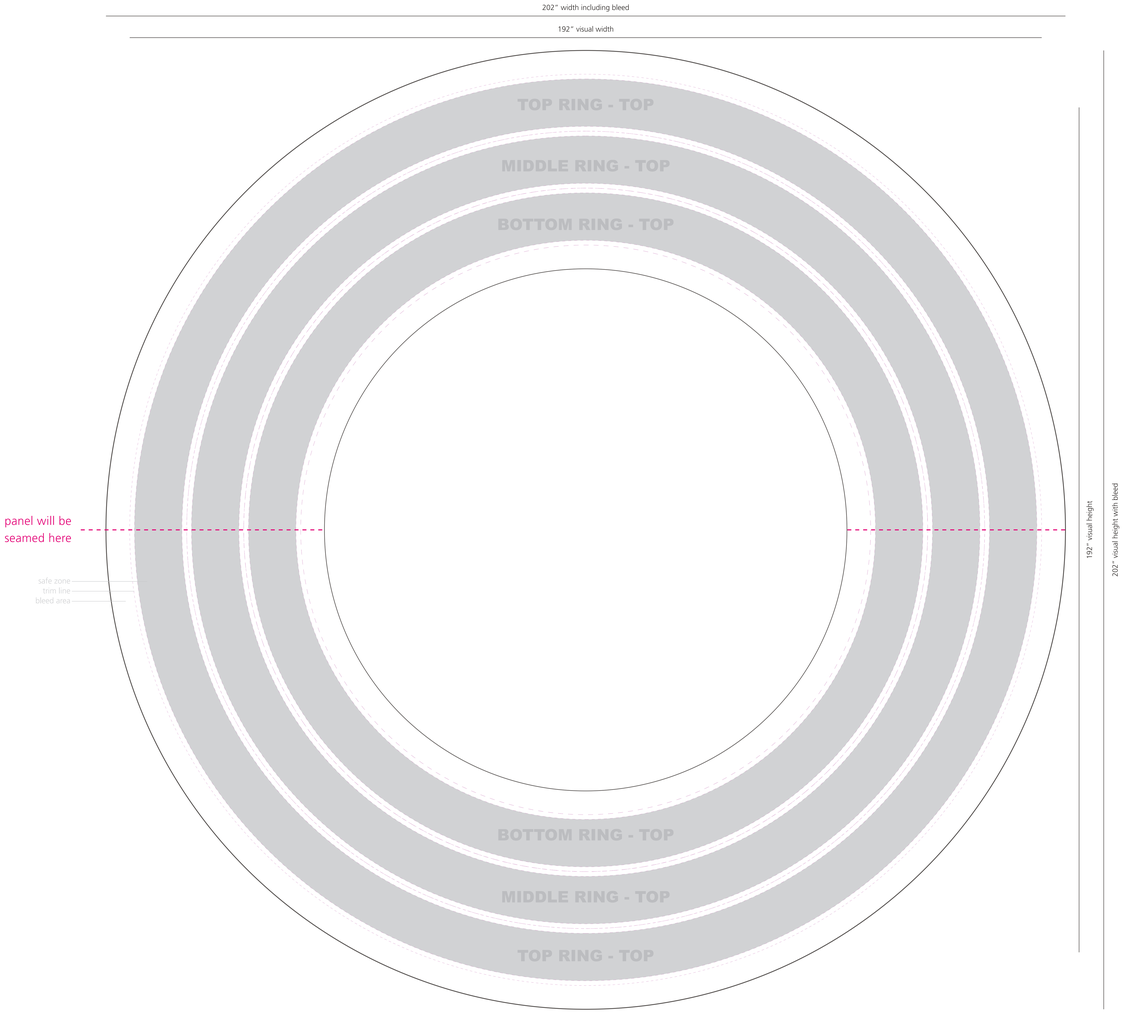

Design on all 3 sizes above if ordering TIER-FLT-RING-16-GDBL